

**Exam Board: AQA**

**Subject: English**

**Paper: 1**

**Marks available: 80**


**Length of paper: 1 hr 45 minutes**

**Topics: Explorations in Creative Reading and Writing.**

### **Exam Information, guidance and hints**

**Command words: List, Analyse, Evaluate, Create.**

**Markschemes: <https://filestore.aqa.org.uk/sample-papers-and-mark-schemes/2022/november/AQA-87001-MS-NOV22.PDF>**




**Hints/tips:**  At a glance Paper 1

<https://www.bbc.co.uk/bitesize/examspecs/zcbchv4>

<https://www.physicsandmathstutor.com/>

<https://www.youtube.com/channel/UCEB4lwW-eVk9SxHBIGhrY3w>

<https://www.youtube.com/channel/UCM2vdqz-7e4HAuzhpFuRY8w>

| Topic | Key information related to topic  | Resources/Information related to topic   | How well do you understand this topic?<br>RAG |       |       |
|-------|---|--|---|-------|-------|
|       |   |  | Red   | Amber | Green |
| Q1    | <p>Identify explicit information and list 4 things.</p> <p>Start each sentence with the focus of the question, e.g.</p> <ul style="list-style-type: none"> <li>• <i>'The bird was small.'</i></li> <li>• <i>'The bird flew in through the window.'</i></li> <li>• <i>'The bird was black.'</i></li> <li>• <i>'The bird was erratic.'</i></li> </ul> |  |   |       |       |
| Q2    | <p>Analyse how writers use language to create effects.</p> <p>Onion method:</p> <ul style="list-style-type: none"> <li>• <i>The (method) creates an impression of...</i></li> <li>• <i>The word _____ conjures up an image of...</i></li> <li>• <i>It's almost as if...</i></li> </ul>  | <p> AQA English Language Paper 1 Q...</p>   |   |       |       |
|       | <p>Select relevant textual detail (quotations).</p>   | <p> AQA English Language Paper 1 Q...</p> <p> P1 Q2 Mr Bruff</p> |   |       |       |
|       | <p>Use subject terminology relating to language.</p>  | <p><a href="#">Language analysis terminology</a></p>   |   |       |       |

|    |   |   |  |  |  |
|----|---|---|--|--|--|
|    | Consider: metaphors, similes, personification, semantic field, adjectives, adverbs, verbs etc.  |   |  |  |  |
| Q3 | Analyse how writers use structure to create effects.  | <a href="#">▶ AQA English Language Paper 1 Q...</a><br><a href="#">Accompanying text</a>                |  |  |  |
|    | Select examples of structural interest, e.g. reiteration, cyclical structure, flashback etc.  |   |  |  |  |
|    | Use subject terminology relating to structure.<br><br>Consider: Freytag's Pyramid (exposition, rising action, climax, falling action, resolution) | <a href="#">Freytag's Pyramid</a>   |  |  |  |
| Q4 | Critically evaluate effects on readers.   | <a href="#">▶ AQA English Language Paper 1 Q...</a>   |  |  |  |
|    | Analyse writers' methods (language and structure - see above).  | <a href="#">▶ What Examiners Want AQA Questi...</a><br><a href="#">Hartop Insert to accompany video</a> |  |  |  |
|    | Select textual references.  | <a href="#">Embedding quotations</a>  |  |  |  |
|    | Critically respond to a focus statement<br><i>Undeniably...</i><br><i>Unequivocally</i><br><i>Arguably...</i>                                     | <a href="#">Mr Salles method</a>  |  |  |  |

|                 |   |   |  |  |  |
|-----------------|---|---|--|--|--|
|                 |   |   |  |  |  |
| <b>Q5 (AO5)</b> | <b>Match register to audience.</b>  | <a href="#">Bitesize: Audience, purpose and form.</a> |  |  |  |
|                 | <b>Match writing to purpose</b><br><b>Descriptive or narrative based?</b>                 | <a href="#">Writing to Describe</a>                   |  |  |  |
|                 | <b>Use a range of vocabulary and literary devices (see language and structure above).</b> | <a href="#">Bitesize: Vocabulary</a>                  |  |  |  |
|                 | <b>Use structural devices.</b>  |   |  |  |  |
|                 | <b>Link and develop ideas.</b>  |   |  |  |  |
| <b>(AO6)</b>    | <b>Use paragraphs and discourse markers.</b>  | <a href="#">Bitesize: Paragraphs</a>                  |  |  |  |
|                 | <b>Demarcate sentences</b>  |   |  |  |  |
|                 | <b>Use a range of punctuation accurately</b><br>., : ; - ? ! “ ” ( ) ...                  |   |  |  |  |
|                 | <b>Use a range of sentence structures</b><br><br>Simple<br>Compound<br>Complex            | <a href="#">Sentence Types</a>                        |  |  |  |